

INTERSCHOOLS AUSTRALIA SNOWSPORTS



poc

ALTITUDE
THE GREAT AUSTRALIAN

perisher

SUBARU
Confidence in Motion

THREDBO

travelplan^{ski}
THE WORLD'S BEST SKI HOLIDAYS

red
energy

KARBON

THE GREAT AUSTRALIAN

SKI & SNOWBOARD
AUSTRALIA

INTERSCHOOLS
AUSTRALIA
SNOWSPORTS

NSW
SNOWSPORTS

SnowSports ACT

JOSEPH
EVENTS

2019

NSW
QLD
ACT

[www.interschools
snowsports.com.au](http://www.interschools
snowsports.com.au)

Interschools Snowsports Championships



TABLE OF CONTENTS

CHAPTER 1: ABOUT INTERSCHOOLS.....	1
WHAT IS INTERSCHOOLS?.....	1
WHO CAN COMPETE?.....	1
CAN SCHOOLS COMPETE IF THEY HAVE NOT ENTERED BEFORE?.....	1
CAN COMPETITORS ENTER AND COMPETE FOR ANOTHER SCHOOL?.....	1
WHAT SKILL LEVEL ARE THE COMPETITIONS SUITABLE FOR?.....	1
WHAT DISCIPLINES ARE ON OFFER?.....	2
TEAM COMPOSITION.....	2
WHAT DIVISION DO I COMPETE IN?.....	2
WHAT ARE THE ENTRY FEES?.....	2
WHICH REGIONAL CHAMPIONSHIPS DO I COMPETE IN?.....	3
HOW AND WHEN DO SCHOOLS ENTER?.....	3
I WOULD LIKE TO GET MY SCHOOL INVOLVED. WHERE DO I START?.....	4
CHAPTER 2: EVENT DATES AND RACE SCHEDULES.....	5
WHEN AND WHERE ARE THE EVENTS USUALLY HELD?.....	5
WHERE DO I FIND THE EVENT DATES AND SCHEDULE?.....	5
WHERE DO I FIND THE RACE SCHEDULE?.....	5
HOW LONG DOES EACH EVENT GO FOR?.....	5
NSW & ACT CROSS COUNTRY INTERSCHOOLS CHAMPIONSHIPS.....	6
WHEN & WHERE IS CROSS COUNTRY HELD?.....	6
HOW DO SCHOOLS ENTER?.....	6
EVENTS/DISCIPLINES.....	6
DISTANCE.....	6
CROSS COUNTRY RACE SCHEDULE.....	6
SLOPESTYLE CHAMPIONSHIPS.....	7
WHEN & WHERE IS THE EVENT HELD?.....	7
CONDITIONS OF ENTRY.....	7
QUALIFICATION TO THE AUSTRALIAN CHAMPIONSHIPS.....	7
AWARDS.....	7
HOW DO SCHOOLS ENTER?.....	7
MULTICLASS CHAMPIONSHIPS.....	7
WHEN & WHERE IS THE EVENT HELD?.....	7
QUALIFICATION TO THE AUSTRALIAN CHAMPIONSHIPS.....	7
AWARDS.....	7
HOW DO SCHOOLS ENTER?.....	7
CHAPTER 3: SCHOOL RESPONSIBILITIES/SCHOOL COORDINATORS.....	8
SCHOOL RESPONSIBILITIES.....	9
HOW INVOLVED DOES THE SCHOOL NEED TO BE?.....	9
DOES THE SCHOOL PRINCIPAL NEED TO SIGN ANYTHING?.....	9
DO YOU NEED TO SEND A TEACHER DOWN WITH THE SCHOOL?.....	10
DO YOU HAVE A RISK MANAGEMENT POLICY?.....	10
SCHOOL COORDINATORS.....	10
WHO CAN BE THE SCHOOL COORDINATOR?.....	10
DO WE NEED A SCHOOL COORDINATOR?.....	10
SCHOOL COORDINATORS RESPONSIBILITIES.....	10
<i>Before The Event</i>	10
<i>At The Event</i>	11
HOW DO I CHECK IF THE SCHOOL HAS PREVIOUSLY ENTERED INTERSCHOOLS?.....	11
SCHOOL COORDINATORS MEETING.....	11
SCHOOL COORDINATORS CHECK LIST.....	12
<i>Earlier in the Year</i>	12
<i>By End of April</i>	12
<i>May – Mid June</i>	12
STATE AND NATIONAL EVENTS.....	12
CHAPTER 4: HOW TO COMPLETE SCHOOL ONLINE ENTRIES.....	13

IS YOUR SCHOOL REGISTERED FOR THE ONLINE ENTRY SYSTEM?	13
LOGIN	13
HOME TAB	13
TWO WAYS TO ENTER.....	14
PARTICIPANTS.....	15
TEAM MANAGERS.....	16
TEAMS.....	17
LISTS.....	18
<i>Team Lists</i>	18
<i>Start Lists</i>	18
VOLUNTEERS.....	19
WAIVERS.....	19
<i>Participants:</i>	19
<i>Volunteers:</i>	20
SCHOOL DETAILS.....	20
INVOICE	21
CHAPTER 5: WAIVERS	22
WHAT IS THE INTERSCHOOLS PARTICIPANT AND VOLUNTEER WAIVER?.....	22
WHAT IF I DON'T COMPLETE A WAIVER?.....	22
DO I NEED TO COMPLETE A WAIVER FOR EACH CHAMPIONSHIP?.....	22
WHERE DO I FIND THE ONLINE WAIVER?	22
DO TEAM MANAGERS NEED TO COMPLETE A WAIVER?.....	22
WHEN ARE THE PARTICIPANT AND VOLUNTEER WAIVERS DUE?	22
HOW DO SCHOOL COORDINATORS CHECK WHO HAS COMPLETED WAIVERS?.....	22
<i>Participants:</i>	23
<i>Volunteers:</i>	23
CHAPTER 6: PAYMENTS	24
ENTRY FEES.....	24
TAX INVOICE.....	24
WHEN IS PAYMENT DUE?	24
HOW TO PAY?	24
WHAT DO I DO WITH THE TAX INVOICE?	24
ARE REFUNDS GRANTED?.....	24
CHAPTER 7: VOLUNTEERS/COURSE OFFICIALS.....	25
WHO CAN BE A COURSE OFFICIAL?.....	25
COURSE OFFICIALS VOLUNTEER WAIVERS.....	25
COURSE OFFICIALS GUIDELINES AND BRIEFINGS	25
VOLUNTEER ROSTER	25
VOLUNTEER COURSE OFFICIALS LIFT TICKETS.....	25
COURSE OFFICIAL CHECK IN.....	26
HOW LONG DO I VOLUNTEER FOR?	26
WHAT HAPPENS ON THE DAY IF I CANNOT VOLUNTEER?.....	26
VOLUNTEER TIPS.....	26
CHAPTER 8: TEAM MANAGERS.....	27
WHO CAN BE A TEAM MANAGER?	27
TEAM MANAGERS RESPONSIBILITIES	27
TEAM MANAGER LIFT TICKETS	27
CHAPTER 9: WHAT HAPPENS AT THE EVENTS?	28
IS THERE ANY TRAINING YOU PROVIDE FOR THE COMPETITION?	28
DO YOU GET A PRACTICE RUN?.....	28
WHAT IS A COURSE INSPECTION?.....	28
CAN SPECTATORS WATCH?	28
BIB COLLECTION.....	28
LIFT TICKETS FOR COMPETITORS.....	29
LIFT TICKETS FOR TEAM MANAGERS	29
LIFT TICKETS FOR SCHOOL COORDINATORS.....	29
LIFT ACCESS	29
RESULTS.....	29
CHAMPION SCHOOLS.....	30

PRESENTATIONS	30
LOCATIONS	30
RACE PHOTOS	30
<i>Perisher:</i>	30
<i>Thredbo:</i>	31
PARTICIPATION CERTIFICATES	31
EVENT COMMUNICATION	31
INTERSCHOOLS RACE OFFICE FOR ENQUIRES/COURSE OFFICIALS CHECK-IN	31
INTERSCHOOLS SNOWSPORTS E-NEWS	31
LIKE US ON FACEBOOK.....	31
INTERSCHOOLS SMS EVENT UPDATE.....	31
CHAPTER 10: STATE AND NATIONAL CHAMPIONSHIPS.....	32
HOW TO QUALIFY FOR STATE AND NATIONAL EVENTS	32
NSW QUALIFICATION GUIDELINES.....	32
ACT QUALIFICATION GUIDELINES	32
QLD AND INTERNATIONAL QUALIFICATION GUIDELINES.....	33
SLOPESTYLE QUALIFICATION GUIDELINES	33
CAN YOU CHANGE TEAM MEMBERS IN A TEAM THAT HAS QUALIFIED TO THE NEXT CHAMPIONSHIPS?	34
WHERE DO I FIND OUT IF I QUALIFIED?	34
HOW DO I ENTER?.....	34
DO I NEED TO COMPLETE A WAIVER?.....	34
WHAT HAPPENS WHEN THE AUSTRALIAN CHAMPIONSHIPS ARE HELD IN VICTORIA?	34
CHAPTER 11: RULES, CODE OF CONDUCT AND POLICIES.....	35
WHERE DO I FIND THE RULES?	35
CHAPTER 12: SNOWY MOUNTAINS.....	36
ACCOMMODATION	36
GETTING TO PERISHER.....	36
GETTING TO THREDBO	36
USEFUL CONTACTS.....	36
<i>Perisher</i>	36
<i>Thredbo</i>	36
CHAPTER 13: MERCHANDISE.....	37
WHAT MERCHANDISE IS AVAILABLE?	37
WHERE IS MERCHANDISE AVAILABLE?	37
CHAPTER 14: OTHER EVENTS AND PROGRAMS.....	38
EVENTS.....	38
<i>SSA SUBARU / Interschools Participation & Development Series - June 23 & 30, 2019 @ Perisher</i>	38
<i>The Scots Race - July 14, 2019 @ Perisher</i>	38
<i>Redlands Cup - July 15, 2019 @ Thredbo</i>	38
<i>Amelia McGuinness Memorial Time Trials - August 19, 2019 @ Perisher</i>	39
<i>Amelia McGuinness Alpine 'Masters & Apprentices' Time Trial – August 19, 2019 @ Perisher</i>	39
<i>ACT Schools Cup – September 1, 2019 @ Perisher</i>	39
<i>Other Discipline Events and Programs</i>	39
NSW, QLD & ACT INTERSCHOOLS SNOWSPORTS CONTACT DETAILS.....	40

Chapter 1: About Interschools

What is Interschools?

The Interschools Snowsports Championships is a series of snowsports competitions where students compete for their school as part of a team or an individual in any of our nine discipline events.

Thousands of students have been introduced to competitive ski and snowboard competitions through the Interschools Championships. Many athletes have gone from competing for their school, to competing for Australia, and we have seen 40 NSW & ACT Olympians and Paralympians begin their competition days in NSW & ACT Interschools Snowsports Championships.

The five Interschools Championships events in NSW, ACT and QLD in 2018 attracted a total of 13,889 entries.

Who Can Compete?

School students from Kindergarten to Year 12 can compete. Schools from all States and Territories can compete, noting that there are Victorian and South Australian Championships in Victoria. Students can compete as either an individual or part of a team in the Regional Championships to qualify for additional Championships.

International schools can compete in the Regional Championships. International schools must inform Interschools of their intentions to compete.

International exchange students enrolled in an Australian school can compete as long as they inform Interschools of their intentions to compete and provide a brief overview of the student's snowsports experience and/or competition record.

See Chapter 10 for more information on how competitors qualify for the SSA Northern States and/or Australian Championships.

Can Schools Compete if They Have Not Entered Before?

Yes. Schools that do not already participate in the Interschools Championships are welcome to compete.

Can Competitors Enter and Compete for Another School?

No. Competitors can only compete for a school that they are enrolled in. If competitors are enrolled in more than one school, they must compete for the school that they have elected to compete with in the Regional Championships. If a competitor competes for a school they are not enrolled in they will receive a disqualification. Schools and students can only compete in one Regional Championships.

What Skill Level are the Competitions Suitable For?

School students from all ability levels are encouraged to enter, with an emphasis on fun and participation in the initial Regional Championships. As the competitions move into the SSA Northern States and Australian event, the level of competition and the degree of difficulty increases.

It is advised that all competitors must be able to execute link turns and ride a chairlift/T-bar confidently, prior to competing in Regional Level events.

What Disciplines are on Offer?

- Alpine - Skiers are timed on a modified giant slalom course
- Ski Cross - Skiers are timed individually on a course including jumps and high-banked turns.
- Moguls - Skiers are scored on a bumps/jumps course.
- Snowboard GS (Giant Slalom) - Snowboarders are timed on a modified giant slalom course
- Snowboard Cross - Snowboarders are timed individually on a course including jumps and high-banked turns.
- Cross Country Freestyle - Raced with skate or classic cross country skis or style with a mass start. Teams need to field three skiers to achieve a team result.
- Cross Country Relay – Three skier relay team event only.
- Ski Slopestyle – Skiers are scored on a variety of obstacles including jumps, rails and/or other terrain park features (Division 1-3 only).
- Snowboard Slopestyle - Snowboarders are scored on a variety of obstacles including jumps, rails and/or other terrain park features (Division 1-3 only).

Team Composition

Interschools is a team-based competition for students attending the same school, although individuals can also enter. The Cross Country Relay is a team only event. To achieve a team result, teams need to include:

- 3-4 competitors for Alpine. Fastest three times in each run are needed to achieve team result.
- 2-3 competitors for Ski Cross, Moguls, Snowboard GS, Snowboard Cross and Ski and Snowboard Slopestyle. Fastest times/scores in each run are needed to achieve team result.
- 3 competitors for the Cross Country Freestyle and Relay. Aggregate of three team member finishes used for Freestyle team place.

What Division do I Compete In?

Teams and Individuals compete in their school divisions: Division 1 - Years 11 & 12, Division 2 - Years 9 & 10, Division 3 - Years 7 & 8, Division 4 - Years 5 & 6, Division 5 - Year 4 and below.

Division 6 (Kindergarten to Year 2) is available in Alpine and Ski Cross only.

Competitors can compete up a division to make a team but competitors must stay in that division in further Championships. Competitors can compete in one discipline in their own division and another division for other disciplines. Primary school competitors (Division 4 and 5) cannot race in a Secondary Division (1, 2 or 3).

Females can compete in a male team. Males cannot compete in a female team.

What are the Entry Fees?

There is a once-only annual registration fee of \$30 that is invoiced at the Regional Championships. The fee includes event insurance and administration costs to running the event. The registration fee is non-refundable.

For individuals that do not compete at the Regional level and join the competition for the first time at the SSA Northern States Championships (in cross country, and/or slopestyle for example), the school will be invoiced for their registration fees.

Race entry fees are \$47 per race, per competitor at each Championships.

The online entry system generates a tax invoice once you have completed your entries. This can be paid by the school or on behalf of the school. Payment can be made by Direct Deposit, BPay, Cheque, Credit Card (*over the phone by calling Interschools in business hours*). Payment for the school's entries must be made in one lump sum, not individual payments. The School Principal and/or School Coordinator signs the school tax invoice. For more information on payments, please see the Chapter 6.

Please note that the entry fees do not include your lift ticket.

Which Regional Championships do I Compete In?

Schools that already compete must continue to compete in the Regional Championships that they have entered. Interschools can endorse a move to another Championships based on a school's location. Please contact Interschools for a move request.

New families to Interschools are encouraged to contact their school first to determine if they already compete in the Interschools Championships and which Regional Championships they enter.

New schools to Interschools should use the following guide to see which Championships they should compete in. We also encourage new schools to contact Interschools to discuss and check which Regional Championships they should compete in.

Northern NSW & QLD Championships – Central Coast, Central West, Hills District, Hunter, Illawarra, New England, North Coast, Northern Beaches, Northern Suburbs, South-Western Sydney, Southern Highlands, Southern Sydney, Upper North Shore, Western Sydney, QLD, International

Sydney Championships – Eastern Suburbs, Inner West, Lower North Shore

ACT-Southern NSW Championships – Riverina, Illawarra, South Coast, South East, Canberra

International schools can compete in the Northern NSW Championships.

Schools can only compete in the one Regional Championships. All school students must compete in the same Regional Championships.

How and When do Schools Enter?

Entries can only be completed online at the Interschools online entry system
<https://entryinterschools.com.au>

Online entries for the Regional Interschools Championships open in May each year and typically close in mid-June. Online entries for the SSA Northern States Championships will open after the completion of the three Regional Championships, typically in early August. Online entries for the Australian Championships open after the completion of the SSA Northern States Championships.

Schools need to register for the online entry system only once. If you are a new school, you can register the school at the above link.

If you are not sure whether you need to register the school for the online entry system, please email Interschools first to confirm. The login for the online entry system is the school coordinator email address and password. If you are taking over from another school coordinator, email Interschools to retrieve / amend the school login.

For more information on how to enter, please see Chapter 4.

I Would Like to Get my School Involved. Where do I Start?

We suggest three ways to get your school involved:

1. Talk to your head of sport or other at your school to drum up interest and let them know that you will be participating.
2. Put a story in the School Newsletter about the Championships and requesting additional snow sports enthusiasts.
3. Organise an Information Night for interested parties.

Chapter 2: Event Dates and Race Schedules

When and Where are the Events Usually Held?

*** Please note the dates and venues are subject to change. ***

The Northern NSW, QLD and Sydney Interschools Championships are held during the NSW July school holidays. The Northern NSW & QLD Interschools Championships are held during the first week of the holidays, with the Sydney Interschools Championships held during the second week. These events alternate yearly between Thredbo and Perisher.

The ACT-Southern NSW Interschools Championships is held in Perisher around the last week of July each year.

The NSW & ACT Interschools Cross Country Championships is held in Perisher during the SSA Northern States Championships.

The SSA Northern States Interschools Championships is held in the third or fourth week of August. This event alternates yearly between Thredbo and Perisher.

The Australian Interschools Championships is held in the first or second week of September. This event alternates yearly between Perisher and Mt Buller.

Where do I Find the Event Dates and Schedule?

The Event Schedule is released around October every year and is available on the Interschools Website. Once the schedule is released, Interschools will circulate via E-news and social media.

The Event Schedule outlines the dates, divisions, and disciplines of each event for the year.

Where do I Find the Race Schedule?

The race schedule outlining the locations and course times of the Championships is released at least three days prior to the event. The race schedule is based on the number of competitors, snow quality and quantity and suitable runs for races.

The race schedule will be available on the Interschools Website, social media and published in the E-news.

How Long Does Each Event go for?

The duration of each event is dependent on the number of competitors, the length of the course, course maintenance, snow, and weather conditions. On average, each event may go between 2 to 3 hours.

NSW & ACT Cross Country Interschools Championships

When & Where is Cross Country Held?

The NSW & ACT Cross Country Championships are held during the SSA Northern States Interschools Championships in August.

The event is held at the Perisher Valley Cross Country Trails, which is located next to the Perisher Nordic Shelter in Perisher Valley. The Perisher Cross Country Trails and the Nordic Shelter are located on the South side of the road and Perisher car park. Access the trails park from the Perisher car park or catch the Skitube to Perisher, and walk up a slight hill south of the road.

As the trails are a community-owned facility that has been built and maintained by volunteer members of the XC community, competitors do not have to purchase lift tickets to compete in the Cross Country Interschools Championship. Team managers and volunteer course officials do not receive discounted tickets for the Cross Country Interschools events.

How do Schools Enter?

Schools complete their online entries for the NSW & ACT Cross Country Championships when entries open in early August for the SSA Northern States Interschools Championships.

Events/Disciplines

- Cross Country Freestyle - Raced with skate or classic cross country skis or style with a mass start. Teams need to field three skiers to achieve a team result.
- Cross Country Relay – Three skier relay team only event.

Individuals not in teams of three can enter the Cross Country Freestyle. Teams need to have three members to receive a team result for the Cross Country Freestyle.

You must have 3 members in a team to enter and compete in the Cross Country Relay.

Distance

The distance of the Division 5 & 4 and Division 1, 2 & 3 trails are snow dependent and can vary from year to year. However, the distance is typically between 1 – 2km.

Cross Country Race Schedule

The Cross Country Race Schedule will be released two or three days prior to the event and will be published on the website, social media and E-News.

Slopestyle Championships

When & Where is the Event Held?

The Ski and Snowboard Slopestyle event is held during the SSA Northern States Interschools Championships in August.

Please refer to the Interschools Slopestyle Competition Guide on the website for information on how the discipline is scored, course details, etc.

Conditions of Entry

The event is only open to Division 1,2 and 3 competitors only.

Each school coordinator prior to entering a student in the event must deem that the student has the appropriate level of skill and experience to compete. Questions that must be asked by each coordinator are:

- Can you execute a controlled straight air on a "green" or "S" (small) category jump?
- Can you execute a controlled 50/50 (snowboard) or straight grind (skier) on a 5-metre box?
- Do you have the ability to ride/ski switch in a controlled way down a blue run?

The School Coordinator may take previous competition experience and/or coaching/lessons in terrain parks into account to assess appropriate skill level and make up of teams.

Teams and individuals can enter the SSA Northern States Slopestyle Championships. A team consists of a minimum of 2 and maximum of 3 competitors. An individual can enter without being a member of a team.

Qualification to the Australian Championships

From the SSA Northern States Slopestyle Championships, up to the top twenty individual competitors from Division's 1-3, having received a minimum acceptable score, will be eligible to compete in the Australian Interschools Championships. There are no team invites. For SSA Northern States Slopestyle competitors a minimum acceptable score (for National Championship progression) will be determined by the Interschools Committee following completion of each event, and before invitations are extended to the National level of competition.

Historically this has been a score which is a minimum 45% of the total attainable score (45/100) and is often as high as 55% of the total attainable score (55/100). The minimum progression score determined by the Interschools Committee reflects the Championship Division level (competitor age), the course conditions, and the skill-level and quality of the athlete field.

Awards

Team and Individual awards will be presented to the top 3 placegetters at the SSA Northern States Slopestyle Championships. No team medals will be awarded at the Australian Championships.

The Slopestyle events do not attract Champion School points for any Championships.

How do Schools Enter?

Schools complete their online entries for the SSA Northern States Slopestyle Championships when entries open in early August for the SSA northern States Interschools Championships.

Multiclass Championships

When & Where is the Event Held?

The Multiclass event is held during the SSA Northern States Interschools Championships in August in conjunction with Disabled Wintersport Australia (DWA). The event is an Alpine and Snowboard GS event for students with a disability in NSW, ACT and QLD.

Students compete for their school in their Interschools division (year at school).

Paralympic classification is not required to participate in the event.

DWA run a training camp before the event and provide support on the day of the event. It is a basic introduction to racing to help students understand the racing process and to become more comfortable in a race course. For more information on the camp visit <https://nswinterschools.com.au/multiclass-event>

Qualification to the Australian Championships

To qualify for the Australian multiclass event during the Australian Interschools Championships, all participants must have competed in their State event (either in NSW or Vic).

Awards

Individual awards will be presented to the top 3 placegetters in each division.

How do Schools Enter?

Schools complete their online entries for the Multiclass Championships when entries open in early August for the SSA Northern States Interschools Championships.

Chapter 3: School Responsibilities/School Coordinators

School Responsibilities

How Involved Does the School Need to Be?

We encourage each school to make this decision, and each school system has its own specific requirements and processes.

From an Interschools Snowsports perspective, at a minimum the school does need to be aware that their students are involved and competing at Interschools Events.

Does the School Principal Need to Sign Anything?

We prefer this to occur. The School Principal is requested to sign one of the two signature sections on the tax invoice once schools have completed their entries. At times, due to small numbers of student participants (usually in schools with only 1-3 families involved), the Parent Coordinator can be requested to sign the tax invoice.

The three options are:

- **Section One** should be signed if the School/School Principal supports their students participating in Interschools Snowsports, and to confirm the students attend their school.

Section One on the Tax Invoice states:

The school offers the team for inclusion in these events and agrees to abide by the rules, regulations, instructions and decisions of Ski & Snowboard Australia, Interschools Race Committee/s and/or its agents and further warrants that the members of the team are currently bona fide students enrolled at the school and are entered in the correct division.

Signature of School Principal: Principal's Name (Please Print):

- **Section Two** should be signed if the School/School Principal does not intend to provide school staffing support to their students participating in Interschools.

Section Two on the Tax Invoice states:

The school views the Interschools Snowsports Events as an Off-site activity NOT endorsed by the school.

Signature of School Principal: Principal's Name (Please Print):

- **Section Three** should be signed if the School would prefer that the Parent Coordinator confirm that the competitors attend the one school.

Section Three on the Tax Invoice states:

The coordinator of the team requests inclusion in these events and agrees to abide by the rules, regulations, instructions and decisions of the Ski & Snowboard Australia, Interschools Race Committee/s and/or its agents and further warrants that the members of the team are currently bona fide students enrolled at one school only and are entered in the correct division.

Signature of Coordinator:Coordinator's Name (Please Print):.....

Do You Need to Send a Teacher Down with the School?

We encourage each school to make this decision, and each school system has its own specific requirements and processes.

Do You Have a Risk Management Policy?

Yes. It can be downloaded from the Interschools website.

School Coordinators

Who Can be the School Coordinator?

School coordinators can be teachers, parents or another responsible adult. If the school coordinator is a teacher but they are not able to be there during the events, it is strongly encouraged to nominate a parent to be the school representative at the events, to pick up bibs, hand out bibs to other students etc, and be the on-snow contact for Interschools.

Do We Need a School Coordinator?

Interschools require a coordinator from each school to be the contact between the school, competitors and the organisers.

It is important to note that any parent or competitor enquires; requests and complaints must come through the coordinator. Interschools does not encourage parents or competitors to approach the committee without the coordinator's knowledge.

School Coordinators Responsibilities

Before the Event

Complete your school entries in the Interschools online entry system for each Championship (Regional/State and/or Australian Championships). Make sure all competitors are entered in their correct team (if applicable), division and discipline and team managers are assigned to their events. A team manager must be assigned to each team or individual entry. Team managers are entitled to a discounted lift ticket on the day they are managing a team at the host resort if they are entered into the system correctly. School coordinators can also be team managers. No changes or additions to Team Managers will be accepted after entries have closed.

Once entries have closed you can only make team changes if a student is injured (and you may be asked to supply a medical certificate). School Coordinators must contact Interschools to complete the team change. Changes can only be made up until 3.00pm the day before the event. Please check the rules of racing for further information on rules of what team changes can be made.

Every participant must complete an online participant waiver form for the season before they are allowed to compete. School coordinators are responsible for making sure all competitors complete a waiver form. The online entry system will indicate when a student completes their waiver.

School coordinators are required to organise the school payment of the entry fees. Your tax invoice is generated in the online entry system once you have completed your entries.

Schools must supply one volunteer course official for every eight (8) entries they make. School coordinators must complete the volunteer registration in the online entry system that indicates the volunteer names and which event(s) they would like to volunteer on. Volunteers must also complete an online volunteer waiver form. Please make sure all volunteers have completed their waivers before the event.

At the Event

During the advertised race bib collection times, school coordinators must either collect all of the school's race bibs or assign a delegate to do so. They are responsible for handing out race bibs to each of the competitors.

It is also highly recommended that you read the Interschools Rules of Racing and pass on the key rules to your Team Managers and students.

In the event that a student entered is injured and you need to make a team change you must contact Interschools to complete the team change. Changes can only be made up until 3.00pm the day before the event. Please check the Rules of Racing for further information on rules of what team changes can be made. You may be asked to supply a medical certificate in order to make the change.

How Do I Check if the School Has Previously Entered Interschools?

Prior to registering any school, it is important to contact Interschools to check if the school is already registered for the online entry system.

If the school has entered previously, do not register the school again. Contact Interschools to change the school coordinator details. The school login is the school coordinator email address and a password that you can reset.

School Coordinators Meeting

A school's coordinator meeting is held each May in Sydney and Canberra, which outlines the online entry system, rules and any changes or additions for the new season. School coordinators and parents are encouraged to attend, especially if you are a new school and/or school coordinator. Please check the calendar of important dates on the website for school coordinator meetings dates and locations.

School Coordinators Check List

Earlier in the Year

- ☐ If you are a new school competing in the Interschools Championships, advise the school that you will be competing and advertise to students in a school newsletter, etc.
- ☐ Send out a letter/newsletter to all interested students outlining details such as the event schedule, waivers, cost, team managers and number of volunteers required (if any), with a school version of the registration with a due date attached.

By End of April

- ☐ Collect all registrations from students and confirm team managers.
- ☐ Start to coordinate your school teams and individuals.

May – Mid June

- ☐ If possible, attend the school coordinators meeting.
- ☐ Send out to all parents a list of teams and competitor positions in each team for each event, as well as team managers for each team. Also include details about the waiver, payment and volunteers (if required).
- ☐ Send out a request for volunteers (if needed)
- ☐ Make any changes required.
- ☐ Enter your teams, individuals, team Managers and volunteers (if needed) into the online entry system at <https://entryinterschools.com.au> Once the online entry system is closed, no more changes can be made without a doctors certificate.
- ☐ Regularly check your online waivers, making sure all students have completed the online waiver by the due date.
- ☐ Complete your volunteer positions in the online entry system if needed and make sure your volunteers have also completed the volunteer waiver. *Please note that team managers DO NOT need to sign a volunteer waiver, only those who are volunteering on a course.*
- ☐ Once teams are finalised, print off the school tax invoice.
- ☐ Have the school principal sign the school tax invoice and make payment via the details at the bottom of the invoice. Post or scan and email the school tax invoice to the details on the form. If the school is paying the invoice, please allow sufficient time for them to pay the invoice before the due date.

State and National Events

- ☐ Check the official invites for the details on which individuals and/or teams have been invited to the next competition level.
The SSA Northern States invites and QLD & ACT National Invites will be available after the all Regional Championships have been held.
- ☐ Check the *Calendar of Important Dates* for due dates for when entries open and close, payment is due, etc for the State and/or National event.
- ☐ Confirm entries and team composition, noting all changes can only be made as per the Rules of Racing;
At the SSA Northern States Championships and Australian Championships, each team participating in the event must have one original team member from the team that qualified in all events except for the Alpine where there must be two.
- ☐ Repeat checklist above noting that participants and volunteers only need to complete a waiver form once during the season.

Chapter 4: How to Complete School Online Entries

The online entry system is located at <https://entryinterschools.com.au>

Schools can login at any time but will only be able to enter, edit details and volunteer registration while events are open to entries.

The online entry system works best using Google Chrome as your web browser. You can download it at https://www.google.com/intl/en/chrome/browser/?brand=CHMA&utm_campaign=en&utm_source=en-ha-aunz-ct&utm_medium=ha

Is Your School Registered for The Online Entry System?

Before you can start you need to know if your school has previously registered in the Championships. If they have, you do not need to re-register. Your login username will be the current school coordinator email address.

If you need to retrieve or change the login email address, please email info@nswinterschools.com.au

If you have misplaced your password only, you can retrieve this through the login page.

If you are a new school, you will need to register your school to receive a username and password for the online entry system at <https://entryinterschools.com.au>

Login

At <https://entryinterschools.com.au> and select the event you wish to enter.

Home Tab

The home page gives an overall picture of your school's entries.

- How many Participants entered;
- How many Team Managers have been allocated;
- The total number of Teams entered;
- The number of Race Entries;
- If your school needs to supply Volunteer Course Officials based on team entries;
- How many Participant and Volunteer waivers have been completed; and
- Confirmation on when payment for the Championships has been received.

Two Ways to Enter

1. If you have a small number of participants to enter then it is best to enter them individually. Follow the steps below.
2. If you have a large number of participants, you can complete entries on the **Excel Upload** tab by using a excel spreadsheet to enter. Download and save the excel spreadsheet provided. On the **Participants** tab, enter your students and their events. On the **Team Managers** tab, enter your team manager names and mobile phone numbers. Once finalised, upload it into the entry system. Your entries will appear on the **Team List** page. You then need to assign team managers on the **Teams** page. You can also edit your entries after this process by using the below steps.

Important note: Any time you upload an Excel spreadsheet it will overwrite all Competitor and Team Manager details that have been entered for your school. It is recommended that you first load as many of your competitors and team managers via the Excel Upload first. Any further adjustments and changes can be made on the system as needed.

The screenshot shows the 'Excel Upload' tab in the 2013 NSW State Interschools Snowsports Championships system. The page has a dark header with the event name and a school dropdown menu set to 'The King's School'. A navigation bar below the header contains links: Home, Participants, Team Managers, Teams, Lists, Volunteers, Walvers, Excel Upload (active), School details, and Invoice. The main content area is titled 'EXCEL IMPORT' and includes a warning: 'Warning: All existing race entries will be deleted'. Under the 'DOWNLOAD' section, there is a link to download a 'Participant and Team Manager spreadsheet'. The 'UPLOAD COMPLETED SPREADSHEET' section features a file selection interface with a 'Choose File' button, a 'No file chosen' status, and a 'Submit' button.

Participants

This page allows you to add details of participants.

Before entering new participants for the school, participants will need to first obtain a Snow ID from the Snowracer website. This only needs to be done once for a participant.

You can search whether a participant has a Snow ID here - <https://www.snowracer.com.au/member-finder/>

If no Snow ID is found, new participants can register for a Snow ID at <https://www.snowracer.com.au/registration/>

Click on the button **Add Participant** and enter the Snow ID, their Given Name, Surname, Email and Gender will appear. You can then add the participants year at school.

Changes can also be made to Participants by clicking on the row and making corrections.

Always remember to save any changes before leaving the page.

Snow Id	Given Name	Surname	Year Level	Gender	Date of Birth	Email	Race Entries	
31646	Nicholas	Armytage	8	Male	06/03/2000	john.armytag@gmail.com	0	
10451	Ollie	Arter	9	Male	01/01/1999	oliverar@ggs.vic.edu.au	0	
26840	Tom	Eisner	9	Male	29/12/1999	Jennyeisner@bigpond.com	0	
17745	Nicholas	Jones	11	Male	19/06/1905	louisaguyjones.com	0	
29253	Will	Jones	12	Male	19/05/2005	mikw@jones@gmail.com	0	

Team Managers

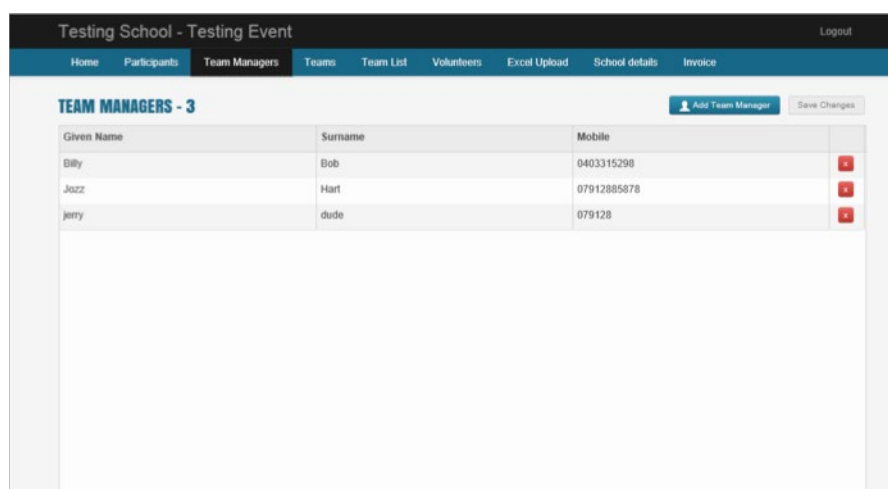
This page allows school coordinators to enter Team Manager details.

To enter details, click on the **Add Team Manager** button. Enter Team Manager Details, Given Name, Surname and Mobile. Click on **Save Changes**. Team Managers may also be deleted from this page.

Once entered, Team Managers will be listed, and a total amount of Team Managers is listed in the top left of the page.

Changes can also be made to Team Managers by clicking on the row and making corrections. Always remember to save any changes before leaving the page.

To assign Team Managers to teams or individual entries, go to the **Teams** Page.



Given Name	Surname	Mobile	
Billy	Bob	0403315298	X
Jazz	Hart	07912885878	X
Jerry	dude	079128	X

Teams

The Teams page is where Participants are selected to make up teams. You can also add a Team Manager to teams or individual entries on this page.

To Add a Team or Individual entry select the **Add Team** button from the top right of the screen. Click on the drop-down box in Discipline and select the discipline the team is to be entered, eg. Alpine, Moguls, Snowboard, etc. Click on the Division drop box to select the team's division, eg. 1, 2, 3, etc. Click on the Team drop box to select the Team order, eg. Team A, B, C etc. Click on Gender to choose the Gender of the Team, eg. Male or Female.

Once the team has been selected, you can then select the participants of the team. Individual entries will be a team with one member in position 1. Click on the **Add Participant** button and select the name of the Participant from the drop box. Then select the racing position of the Participant selected from the Position drop box. Continue until the team is complete.

Once all Participants have been selected for the team you can then allocate a Team Manager to the team. Click on the **Add Team Manager** button and select name from drop box. Click on **Save Changes** to save the team.

Changes can be made to any team by simply clicking on the row of teams at the top of the page and making corrections. The total number of teams are displayed in the top left of the page.

Remember to save any changes you make.

Testing School - Testing Event Logout

Home Participants Team Managers **Teams** Team List Volunteers Excel Upload School details Invoice

TEAMS - 5 Add Team Save Changes

Discipline	Division	Team	Gender	
Alpine	1	A	Male	+
Moguls	1	B	Male	+
Moguls	2	A	Male	+
SkierX	1	B	Male	+
XC Relay	2	C	Female	+

PARTICIPANTS Add Participant

Participant	Position	
Christopher Gibbs	1	+

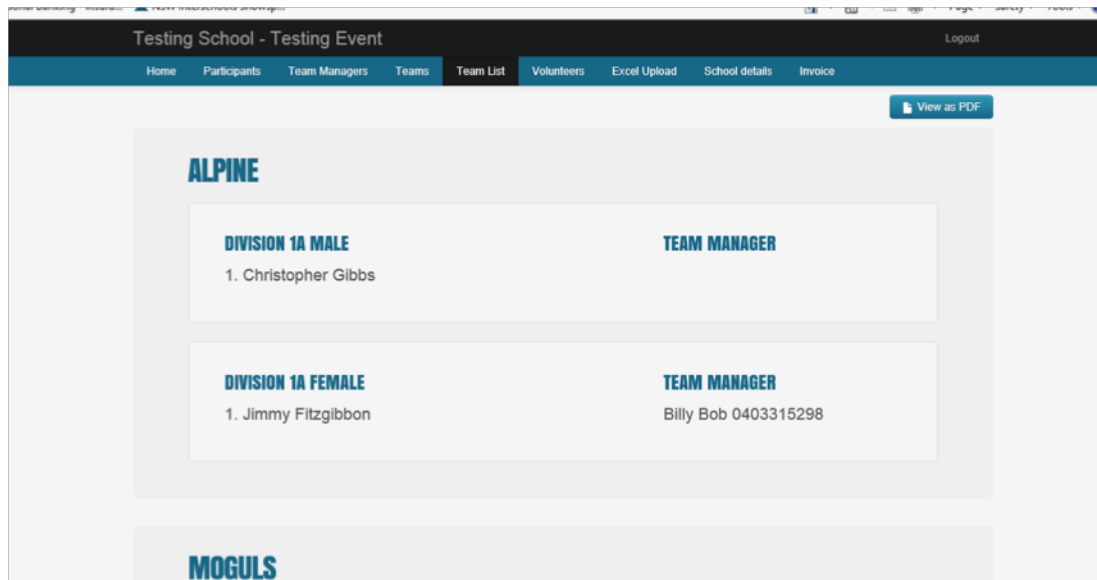
TEAM MANAGER Add Team Manager

Team Manager	
	+

Lists

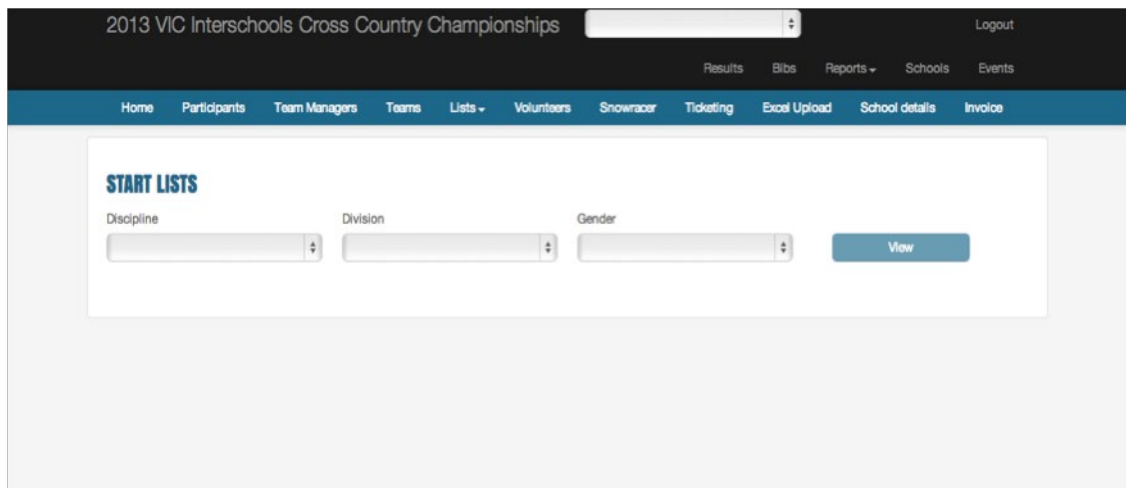
Team Lists

All Teams can be viewed in the Team List tab. This page shows all teams, in race order, entered in all disciplines and the Team Manager allocated to the team. This can also be viewed and saved as a PDF.



Start Lists

Coordinators will be able to download starts lists via the Start Lists page. Start lists will also be available on the Interschools website closer to the event date.



Volunteers

Coordinators will be able to enter Volunteers details and positions on this page. Schools are required to supply volunteers for every 8 entries they make. The system will indicate how many volunteers are required on this page. You can also add additional volunteers on this page above the number you need to supply.

Click on the button **Add Volunteer** and enter details, ie Given Name, Surname, Mobile and Email. Click on **Save Changes** for each volunteer entered. Volunteers can also be deleted from this page.

Changes can also be made to Volunteer details by clicking on the row and making corrections.

Complete all positions under **Assign Volunteers**. Select the Volunteer name in Volunteer Position 1, then their preferred discipline, division, gender of race, and volunteer position.

Volunteer registration is on a first come first served basis, so you may find that a volunteer spot (discipline, gender and division) is already filled. Schools will need to register another event that the volunteer can do.

Repeat process for all other positions. Always remember to save any changes before leaving the page.

Home
Participants
Team Managers
Teams
Volunteers
Waivers
Lists
Excel Upload
School details
Invoice

VOLUNTEERS
Add Volunteer
Save Changes

Given Name	Surname	Mobile	Email	
Joe	Bloggs	0402 240 483	me@joebloggs.com.au	x

ASSIGN VOLUNTEERS

Based on the number of team entries you need to provide 0 volunteer positions, though you can add additional positions

Volunteer position 1

Volunteer

Discipline

Division

Gender

Preferred position

Joe Bloggs

Alpine

2

male

Start Marshall

Waivers

Coordinators will be able to check completed participant and volunteer waivers on this page.

Participants:

Once entries are completed Participant Names will appear under **Participants**. Once participants have completed an online waiver, they will receive a green tick. If there is no tick, they are yet to complete their waiver.

Names listed under **Unmatched Participant Waivers** have completed a waiver but they either have not yet been entered in a race in the online entry system or they completed a waiver with different name spelling than their name in the online entry system. You can edit their name to match the spelling as entered in the system. They will then appear under **Participants** with a green tick. Once you have assigned the Participant to a race, their name will be listed under **Participants**.

Volunteers:

Once volunteers have been assigned to a volunteer position in the online entry system their names will appear under **Volunteers**. Once volunteers have completed an online waiver, they will receive a green tick. If there is no tick, they are yet to complete their waiver.

Names listed under **Unmatched Volunteer Waivers** have completed a waiver but they either have not yet been assigned to a volunteer position in the online entry system or they completed a waiver with different name spelling than their name in the online entry system. You can edit their name to match the spelling as entered in the system. They will then appear under **Volunteers** with a green tick. Once you have assigned the Volunteer to a Volunteer Position, their name will under **Volunteers**.

Home	Participants	Team Managers	Teams	Lists	Volunteers	Waivers	Excel Upload	School details	Invoice																				
Save Changes																													
<h3>PARTICIPANTS</h3> <p>Participants entered into events will show here. Once waiver is completed, a green tick will appear.</p> <table border="1"> <thead> <tr> <th>Name</th> <th>Completed</th> </tr> </thead> <tbody> <tr> <td>Angus Allen</td> <td>✓</td> </tr> <tr> <td>Jordan Barlow</td> <td>✓</td> </tr> <tr> <td>Nick Batson</td> <td>✓</td> </tr> <tr> <td>Charlie Begg</td> <td>✓</td> </tr> </tbody> </table>					Name	Completed	Angus Allen	✓	Jordan Barlow	✓	Nick Batson	✓	Charlie Begg	✓	<h3>VOLUNTEERS</h3> <p>Volunteers allocated to events will show here. Once waiver is completed, a green tick will appear.</p> <table border="1"> <thead> <tr> <th>Name</th> <th>Completed</th> </tr> </thead> <tbody> <tr> <td>Helen Keepkie</td> <td>✓</td> </tr> <tr> <td>Felicity Cooper</td> <td>✓</td> </tr> <tr> <td>Elizabeth Dossetor</td> <td>✓</td> </tr> <tr> <td>Marguerite Nassif</td> <td>✓</td> </tr> </tbody> </table>					Name	Completed	Helen Keepkie	✓	Felicity Cooper	✓	Elizabeth Dossetor	✓	Marguerite Nassif	✓
Name	Completed																												
Angus Allen	✓																												
Jordan Barlow	✓																												
Nick Batson	✓																												
Charlie Begg	✓																												
Name	Completed																												
Helen Keepkie	✓																												
Felicity Cooper	✓																												
Elizabeth Dossetor	✓																												
Marguerite Nassif	✓																												
<h3>UNMATCHED PARTICIPANTS</h3> <p>Participant entered here have completed a wavier. Edit and save name to match to the name above.</p> <table border="1"> <thead> <tr> <th>Name</th> <th></th> </tr> </thead> <tbody> <tr> <td>Oliver Martin</td> <td>✗</td> </tr> </tbody> </table>					Name		Oliver Martin	✗	<h3>UNMATCHED VOLUNTEERS</h3> <p>Volunteers entered here have completed a wavier. Edit and save name to match to the name above.</p> <table border="1"> <thead> <tr> <th>Name</th> <th></th> </tr> </thead> <tbody> <tr> <td>Louise McBride</td> <td>✗</td> </tr> <tr> <td>Fiona Barlow</td> <td>✗</td> </tr> <tr> <td>Mark Barlow</td> <td>✗</td> </tr> <tr> <td>Rosemary Berriman</td> <td>✗</td> </tr> </tbody> </table>					Name		Louise McBride	✗	Fiona Barlow	✗	Mark Barlow	✗	Rosemary Berriman	✗						
Name																													
Oliver Martin	✗																												
Name																													
Louise McBride	✗																												
Fiona Barlow	✗																												
Mark Barlow	✗																												
Rosemary Berriman	✗																												

School Details

This page allows schools to enter/change details of their school, Principal and Coordinators.

Testing School - Testing Event		Logout						
Home	Participants	Team Managers	Teams	Team List	Volunteers	Excel Upload	School details	Invoice
<h3>SCHOOL DETAILS</h3> <p>Login Details</p> <p>Email: <input type="text" value="e@ozz.me"/> Valid email address to log into the system</p> <p>Password: <input type="text" value="Enter new password"/> Minimum of 8 characters</p> <p>School Details</p> <p>Name: <input type="text" value="Testing School"/></p> <p>Address Line 1: <input type="text" value="79d The Cut"/> Street address</p> <p>Address Line 2: <input type="text" value="address line 2"/> Optional</p> <p>Town/Suburb: <input type="text" value="London"/></p> <p>Region: <input type="text" value="Sydney"/> [v]</p>								

Invoice


Once entries have been entered along with Team Managers and Volunteers, coordinators may select the Invoice tab to generate a Tax Invoice for payment. This can be viewed and saved as a PDF.

The Tax Invoice itemises:

- The Registration Fee for the number of Participants and the total cost;
- The Event Entry Fees for the number of Participants in each discipline and the total cost;
- The Total amount due for payment;
- The Principal and/or Coordinator's endorsement for the team/s to compete in Interschools Events; and
- Payment Options.

Please ensure that Payment of events is made prior to the due date. Payment for the school's entries must be made in one lump sum, not individual payments. The due date is on the invoice.

The Interschools Event Entry Fee must be paid in full prior to collection of competitor's race bibs. Competitors who have not paid the Interschools Event Entry fee will not be able to participate.



NSW INTERSCHOOLS SNOWSPORTS
 ADDRESS: PO BOX 740, JINDABYNE, NSW, 2627 ABN: 91 001 086 399
 MB: 0402 123 796 FAX: 02 6176 7069 EMAIL: cathy@nswinterschools.com.au

Tax Invoice #
 9999999
 Due Date
 1/1/11

TAX INVOICE

REGISTRATION FEES		
	No. Participants	Cost (inc. GST)
Registration Fee	4	\$100

EVENT ENTRY FEES		
	No. Participants	Cost (inc. GST)
Alpine	2	\$50
Moguls	3	\$75
SkierX	3	\$75
XC Relay	1	\$25

Total GST: \$29.55
Total Amount Due: \$325.00
This tax invoice becomes a tax receipt upon payment

Chapter 5: Waivers

What is the Interschools Participant and Volunteer Waiver?

The Interschools participant and volunteer waiver is a requirement of Perisher and Thredbo. It is a requirement that all participants and volunteers have completed a waiver prior to course inspection.

A parent/guardian or the competitor (if over 18 years of age when completing the waiver) **MUST** complete the online waiver. It is **NOT** advised that school coordinators complete the waiver for their students. The waiver is a legal document, and if required will be used in a Court of Law.

What if I Don't Complete a Waiver?

If the participant/volunteer waiver is not complete prior to the due date, the participant/volunteer will not be able to compete/volunteer.

Do I Need to Complete a Waiver for Each Championship?

No. Interschools only requires one waiver, per person, per year.

Where Do I Find the Online Waiver?

The Interschools Participant and Volunteer Waiver is located on the Interschools website.

Please ensure you fill in and tick all boxes and click on the submit button at the bottom of the page. Once the waiver has been submitted a page will appear stating:

'Thank you, your submission has been received.'

If the waiver has not been filled in correctly, a red box will appear stating the missing sections. The missing sections will also be highlighted in red.

Do Team Managers Need to Complete a Waiver?

Team managers do not need to complete an online waiver.

When Are the Participant and Volunteer Waivers Due?

Please check the calendar of important dates for due dates.

How do School Coordinators Check Who Has Completed Waivers?

School coordinators are required to make sure that all participant and volunteer waivers are completed by the due date. School coordinators can check who has completed the waiver through the online entry system.

Log on to <https://entryinterschools.com.au>. Click on the Waiver tab, located at the top of the screen.

Participants:

Once entries are completed Participant Names will appear under Participants. Once participants have completed an online waiver, they will receive a green tick. If there is no tick, they are yet to complete their waiver.

Names listed under Unmatched Participant Waivers have completed a waiver but they either have not yet been entered in a race in the online entry system or they completed a waiver with different name spelling than their name in the online entry system. You can edit their name to match the spelling as entered in the system. They will then appear under Participants with a green tick. Once you have assigned the Participant to a race, the name will under Participants.

Volunteers:

Once volunteers have been assigned to volunteer positions in the online entry system their names will appear under Volunteers. Once volunteers have completed an online waiver, they will receive a green tick. If there is no tick, they are yet to complete their waiver.

Names listed under Unmatched Volunteer Waivers have completed a waiver but they either have not yet been assigned to a volunteer position in the online entry system or they completed a waiver with different name spelling than their name in the online entry system. You can edit their name to match the spelling as entered in the system. They will then appear under Volunteers with a green tick. Once you have assigned the Volunteer to a Volunteer Position, their name will be under Volunteers.

Chapter 6: Payments

Entry Fees

There is a once only annual registration fee of \$30 that is due at the Regional Championships. The fee includes Event General Liability Insurance and administration costs of the event. The registration fee is non-refundable.

For individuals that do not compete at the Regional Level and join the competition for the first time at the SSA Northern States Championships (in cross country, and/or slopestyle for example), the school will be invoiced for their registration fees.

Race entry fees in 2019 are \$47 per race, per competitor at the Regional and State Championships.

This is payable to Ski & Snowboard Australia and it includes resort course and grooming fees. Please note that this fee does not cover lift tickets.

The Interschools Event Entry Fee must be paid in full prior to collection of competitor's race bibs.

Competitors who have not paid the Interschools Event Entry Fee will not be able to participate.

Tax Invoice

The total of each school's Interschools Event Entry Fees is calculated by the online entry system, which generates a tax invoice for this amount.

Once the online entries have been completed, School coordinators can view and print the Tax Invoice by clicking on the 'Invoice' tab located in the online entry system.

When is Payment Due?

You will find the due date on the invoice.

How to Pay?

The Tax Invoice lists the payment types. Payments can be made via Cheque, BPay, Direct Deposit., and/or Credit Card (*available by calling Interschools during office hours*). Payment for the school's entries must be made in one lump sum, not individual payments.

What do I do With the Tax Invoice?

As outlined in Chapter 3, the School must have the Tax Invoice signed by either the school Principal, or the Coordinator. Once signed, please forward the invoice to Interschools, along with details of payments.

Are refunds granted?

After the entry close date, refunds are not granted for any reason.

Chapter 7: Volunteers/Course Officials

Volunteer course officials are required at Interschools events to create fair and safe courses for the competitors. For every eight entries that a school enters into a Championship, the school must supply one volunteer. Schools must register volunteers in the online entry system where they submit the volunteer names for the school and indicate the courses and position that they are able to volunteer on.

Schools that fail to provide the required number of officials for a Championship will incur a financial penalty of **\$110 per official**.

Who Can be a Course Official?

Volunteers must be 19 years or older and cannot be a student at a competing school.

Volunteer Course Officials can be teachers, parents or other responsible adults. It is advisable that you do not volunteer on the same course you are a team manager on. Volunteers can undertake course official positions on more than one course.

Course Officials Volunteer Waivers

Volunteer course officials must complete an online waiver form before they volunteer. To complete your waiver, go to <https://entryinterschools.com.au> and click on the menu tab for 'Volunteer Waiver Form'. It is the school coordinators responsibility to check that all Volunteers have completed their waivers.

Course Officials Guidelines and Briefings

It is very important that volunteers understand the various course official's positions undertaken at Interschools events before they volunteer. We recommend that all volunteers read the Course Official Guidelines available on the Interschools website and attend our Course Official Briefing if possible.

Interschools conducts briefings in conjunction with the race bib collections the day prior to the Northern NSW & QLD and the Sydney Regional Championships only. The briefings are friendly, informative, and cover any questions you may have. These are not accredited courses and will run for an hour only.

Volunteer Roster

Interschools endeavours to publish the volunteer course officials roster at the same time as the race schedule for the Championships, which is typically 3 days prior to the Championships. Interschools will allocate the volunteers to the roster as best as they can as indicated in the online entry system.

Volunteer Course Officials Lift Tickets

Volunteers are entitled to a free of charge lift ticket on the day they are volunteering. The course official can only use this lift ticket if they do not already have a lift pass or season pass.

At Thredbo course official lift tickets are collected at the Interschools Race Office outside at the Valley Terminal.

At Perisher course official lift tickets are collected at the Interschools Race Office at either Perisher or Blue Cow (race office location determined where the courses are held that day). If you are arriving at the resort from Bullocks Flat you can collect a train ticket from the ticket office and then collect your lift ticket from the Interschools Race Office. You do not need a train ticket for travel between Perisher and Blue Cow.

Course Official Check In

Course officials must check into the Interschools Race Office at the resort at least 30 minutes prior to the course inspection time. Course officials are required at the top of each course 10 minutes prior to the stated course inspection time.

When you check in you will be given a folder, official's vest and an option to take a bottle of water and snack pack. Please bring a backpack to put these in. After you have finished your volunteers' duties on course you will need to make sure that the folder and vest is returned to the Interschools race office.

How Long do I Volunteer For?

Volunteers will be given a position on one course for the day (except if they indicate they are available for two courses). Volunteers are required to be on course 10 minutes before the course inspection time until all competitors on the course have finished their race. It is difficult to estimate how long a course takes to complete as it is determined by the number of competitors on the course, snow conditions, etc but it can take typically 2 to 3 hours.

What Happens on the Day if I Cannot Volunteer?

In the event that you cannot fulfil your volunteer course official's position please make an attempt to replace yourself with another person from your school. If you find a replacement, please make sure that they are either aware of what duties they are fulfilling as course official or that they have read the course official guidelines. If you are not able to find a replacement for yourself, please let Interschools know as soon as possible.

Failure to not check in for your volunteer role may result in volunteer fines for the school at \$110 per official.

Volunteer Tips

Please be prepared for all weather conditions when you are volunteering on our courses and make sure you have clothing options for all conditions!

Gate keepers can be the most exposed to the elements and will be standing or sitting down for the duration of the course. You will be required to write notes in this position so please bring either inner gloves or similar that you can write with.

We encourage all course officials to bring a small backpack when you are scheduled on course to carry your course official material.

Chapter 8: Team Managers

Team Managers are required for all teams or individual entries to make sure that competitors understand the Rules of Racing and course procedures.

Who Can be a Team Manager?

Parents, teachers and responsible adults can be team managers. You can be a team manager for more than one team. Team managers should not undertake a volunteer course official role on the same course they are a team manager for.

Team Managers Responsibilities

Team managers are responsible for:

- Competitors wear the correct race bib number that has been assigned to them.
- Competitors arrive at the course in time for the course inspection and are visibly wearing their race bib number as instructed by officials.
- Undertake course inspection with their team and provide guidance on the course. Team Managers must abide by the course inspection rules as outlined in the *Interschools Rules of Racing*.
- Make sure competitors understand the *Interschools Rules of Racing* and in particular the course procedures. For example, what competitors do if they are interfered with on the course?
- Competitors arrive on time for their race starts.

Team Manager Lift Tickets

Team Managers are entitled to discount lift tickets on the day they are a team manager.

In order to secure this discount, team managers must be assigned to teams/individuals in the online entry system before entries are closed. For instructions on how to allocate team managers in the online entry system, please see Chapter 4 of this handbook.

After the close of entries date, team manager names cannot be changed. If team managers are not assigned to teams/individuals in the online entry prior to close of entries, they will not be able to receive the discounted lift ticket.

Team manager lift tickets cannot be purchased from the Interschools Race Office. They can only be purchased from designated lift ticket offices at the resorts on the day that you are a team manager. At Thredbo, they can be purchased at Thredbo Guest services locations at the Valley Terminal, Friday Flat and Nuggets Crossing Jindabyne. At Perisher, they can only be purchased at either the Bullocks Flat or Perisher Skitube Terminal lift ticket office. The resorts will have a list of the team manager names.

Chapter 9: What Happens at the Events?

Is There any Training you Provide for the Competition?

Interschools does not provide training for the events. Perisher and Thredbo Snowsports School can provide quality coaching in all disciplines relating to all events. Training is available in the weeks and days leading up to the event.

Please refer to the Perisher and/or Thredbo menu tabs on the Interschools Website, or the Perisher or Thredbo website for details. There are also season training programs you can join at Perisher and Thredbo:

- Perisher Winter Sports Club: <http://www.perisher.com.au>
- Thredbo Snowsports School: <http://www.thredbo.com.au>
- Thredbo Ski Racing Club (TSRC): <http://www.thredboskiracing.com>

Do You Get a Practice Run?

There are no practice runs for Alpine, Snowboard GS, Snowboard Cross and Ski Cross prior to the events, but rather a 'course inspection'.

For Mogul and Slopestyle events all Competitors are required to have 'practice runs' prior to the events. These runs are referred to as 'training'.

For the cross country events, the trails are open to competitors in the morning before the first event is held.

What is a Course Inspection?

A Course Inspection is when the Competitor, with the option of a team manager and/or coach, inspects the racecourse prior to the event. The course is generally available for inspection at least 30 minutes prior to scheduled race time and closes 10 minutes before race start.

When inspecting the course, competitors, team managers, and coaches must do so by a slow control snow plough (for skiers) and slow controlled feather (for snowboarders) down the side or line of the course.

It is a requirement that all competitors have an inspection, and competitors must wear helmets and their race bibs visibly. See discipline rules within the *Interschools Rules of Racing* for specifics on course inspection.

Can Spectators Watch?

Spectators are welcome to watch generally at the bottom or top of the course. Spectators are encouraged to stay out of designated race areas.

Generally, spectators will need to be able ski or board to the course. In special cases, spectators may catch chair lifts or walk to the courses. It is important to ask the Interschools committee or resorts prior to buying foot passage lift tickets.

Bib Collection

Please check the *Calendar of Important Dates* for bib collection times and locations. During the advertised Race Bib Collection times, School Coordinators must either collect all of the school's race bibs or assign a delegate to do so. They are responsible for handing out Race Bibs to each of the Competitors.

Lift Tickets for Competitors

Competitors over 15 years (at Perisher) and over 17 years (at Thredbo) are entitled to Competitor priced tickets on the day they are competing.

You can purchase Perisher Competitor lift tickets online prior to the event when a link is advertised on the Interschools website prior to the Championships.

On the day of the event, Competitor Tickets are **only** available for purchase from:

- Perisher: Bullocks Flat Terminal and the Perisher Skitube Terminal Only.
- Thredbo: Thredbo Valley Terminal and Friday Flat Ticket Office Only.

Lift Tickets for Team Managers

Team Managers are entitled to a discounted lift ticket on the day of their event only. Team Managers **must** be assigned to teams/individuals in the online entry system. Please check the *Calendar of Important Dates* on the website for due dates.

Only the names listed on the online entry system will be able to purchase a Team Manager ticket. No changes or additions will be accepted after the close of entries date.

On the day of the event, Team Manager tickets are **only** available for purchase from:

- Perisher: Bullocks Flat Terminal and the Perisher Skitube Terminal Only.
- Thredbo: Guest services locations at the Valley Terminal, Friday Flat and Nuggets Crossing Jindabyne

You can purchase Perisher Team Manager lift tickets online prior to the event when a link is advertised on the Interschools website prior to the Championships.

Lift Tickets for School Coordinators

School coordinators do not receive discounted lift tickets so make sure that school coordinators are assigned as team managers in order to receive lift ticket discounts if needed.

Lift Access

All event participants, parents, team managers and officials will receive the same lift access as the general public during the period of the Interschools Championships. Therefore, it is recommended that you move about the resort with ample time to arrive at your intended destination on time.

Lift priority will only be provided during any training sessions accompanied by a Coach.

Results

The three fastest times or highest scores of individuals for each male/female discipline, as well as the top three team placings, will be awarded at the Interschools Championships events.

At the Northern NSW and Queensland Interschools Championships, both the NSW and QLD top three individuals and teams will receive medals.

The Interschools Championships Results will be available after presentation on the Interschools Website. Click on 'Results' menu and select the event in the drop-down box. No results will be released prior to the Presentation.

Champion Schools

Champion Schools will be awarded at the Northern NSW, Sydney, SSA Northern States and Australian Interschools Championships. Where a school enters more than **one** team per division in a discipline, the points of that school's best (**one**) team only will contribute to the Championship School points. In the event of a tie, points will be awarded to the relevant schools' second placed teams within the Awards Category.

The Award Categories are:

At the Regional Championships:

- Champion School (Secondary and Primary, Girls, Boys and Co-Ed), based on team results from all disciplines.
- Champion Skiing School (Secondary and Primary, Girls, Boys and Co-Ed), based on team results from the Alpine, Skier X and Moguls.
- Champion Snowboard School (Secondary and Primary, Girls Boys and Co-Ed), based on team results from the Snowboard Giant Slalom and Snowboard Cross

At the NSW & ACT Cross Country Championships:

- Champion Cross Country School (Secondary and Primary, Girls Boys and Co-Ed), based on team results from the Cross Country Freestyle and Cross Country Relay.

At the SSA Northern States Championships:

- Champion School (Secondary and Primary, Girls, Boys and Co-Ed), based on team results from all disciplines (including the Cross Country).

At the National Championships:

- Champion School (Secondary and Primary, Girls, Boys and Co-Ed), based on team results from all disciplines.

Champion School points will not be awarded from the Slopestyle events.

Presentations

The presentation schedule will be available on the race schedule. If you cannot attend presentation and a school teams/individual has placed 1st, 2nd and 3rd, please contact Interschools to organise collection.

Locations

Thredbo presentations will be held in the Thredbo Leisure Centre. Perisher presentations will be held in Perisher Manor Food Court and on some occasions, below the Village 8 chairlift on Front Valley. Please check the race schedule for presentation locations and times.

Race Photos

There are photography companies at both Perisher and Thredbo that take race photos of each competitor on each course. Photos are available to purchase online after the event.

Perisher:

Perisher Dashboard Pics.

<https://dashboard.perisher.com.au/public/eventpics>

Thredbo:

TBC

Participation Certificates

Participation certificates will be available after each event. Please visit the Interschools website to download the certificates.

Event Communication**Interschools Race Office for Enquires/Course Officials Check-in**

The location of the Interschools enquires and course official registration desk will be advertised on the website. The race office will have advertised times for when it is open for check in and enquires.

Interschools Snowsports E-news

The Interschools Snowsports E-news is the best way to be updated with current Interschools information. If you haven't already, sign up to our Interschools Snowsports E-news to be updated on all Interschools Snowsports Information.

To sign up, visit www.interschoolssnowsports.com.au click on your home state and scroll to the bottom of the page for the E-News sign up box.

Like us on Facebook

To keep up-to-date with the latest changes and to see updated photos of the event, click 'like' Interschools Snowsports on your Facebook page at <https://www.facebook.com/NSWACTQLDInterschools/>

Interschools SMS Event Update

We will send out free event information updates to coordinators, via SMS. This service will be a communication tool used to reduce the confusion to any alterations made during the events. If you are a school coordinator, please ensure your mobile phone contact details are correct in the online entry system.

If you are not a school coordinator but wish to receive these updates during the Interschools Snowsports Championships, please **call (03) 9948 4024 from your mobile phone**. By calling this number, the mobile you called from will automatically receive SMS updates.

The cost per SMS received will be \$0.55. To un-register (once you have registered) simply call the same number **(03) 9948 4024** from your phone.

Chapter 10: State and National Championships

How to Qualify for State and National Events

In 2019, the NSW State Championships has a new name – the **SSA Northern States Championships** - and will now include ACT & QLD Competitors.

The same qualification rules will apply to NSW schools to qualify into this event, as they have previously qualified for the NSW State event.

Participation from ACT and QLD schools will be optional in 2019. In its initial year, ACT and QLD schools will receive a National Invite as well as an SSA Northern States Invite from their results at the Regional Championships. ACT and QLD schools can choose to enter both events or either of the events.

Detailed information on qualifications for event progression for all states is provided further below.

Competitors from the NSW & ACT Cross Country and Slopestyle Championships will qualify straight to the Australian Championships.

NSW Qualification Guidelines

From the NSW Regional Championships, subject to competitive times/scores, up to the top five placed NSW teams and up to the top fifteen NSW individual competitors from all divisions and disciplines (based on a minimum performance level as determined by the Interschools Race Committee at each individual race event), will be eligible to compete in the SSA Northern States Championships (subject always to the discretion of the Interschools Committee).

In the situation that less than the top 5 teams and top 15 individuals from a Regional Championships have been invited in a division, the Interschools Committee will review the results of all teams and individuals at all Regional events and may invite additional teams and/or individuals to the State Championships, who have achieved competitive times. Final invites will be published on the website after the ACT-Southern NSW Interschools Championships.

From the SSA Northern States Championships, up to the top six placed NSW teams and up to the top twenty NSW individual competitors from all divisions and disciplines (except slopestyle, see below) will be eligible to compete in the Australian Interschools Championships (subject always to the discretion of the Interschools Committee).

ACT Qualification Guidelines

From the ACT-Southern NSW Championships, subject to competitive times/scores, ACT teams that place within the overall top 6 team placing's, along with ACT individual competitors that place in the overall top 15 individuals, from all Divisions and disciplines, will be eligible to race in both the SSA Northern States Championships and the Australian Interschools Championships (subject to the discretion of the Australian Interschools Committee).

From the NSW & ACT Cross Country Championships, subject to competitive times/scores, ACT teams that place within the overall top 6 team placing's, along with ACT individual competitors that place in the overall top twenty individuals, from Divisions 1-5 in all disciplines will be eligible to race in the Australian Interschools Championships. (subject always to the discretion of the Organising Committee).

QLD and International Qualification Guidelines

From the Northern NSW & QLD Championships, subject to competitive times/scores, QLD and International teams that place within the overall top 6 team placing's, along with QLD and International individual competitors that place in the overall top 15 individuals, from Divisions and disciplines, will be eligible to race in both the SSA Northern States Championships and the Australian Interschools Championships (subject to the discretion of the Australian Interschools Committee).

Slopestyle Qualification Guidelines

From the SSA Northern States Slopestyle Championships, up to the top twenty individual competitors from Division's 1-3, having received a minimum acceptable score, will be eligible to compete in the Australian Interschools Championships. There are no team invites. For SSA Northern States Slopestyle competitors a minimum acceptable score (for National Championship progression) will be determined by the Interschools Committee following completion of each event, and before invitations are extended to the National level of competition.

Historically this has been a score which is a minimum 45% of the total attainable score (45/100) and is often as high as 55% of the total attainable score (55/100). The minimum progression score determined by the Interschools Committee reflects the Championship Division level (competitor age), the course conditions, and the skill-level and quality of the athlete field.

Can you Change Team Members in a Team that has Qualified to the Next Championships?

Yes. At the SSA Northern States Championships, each team participating in the Event must have one original team member from the team that qualified in all events except for the Alpine where there must be two.

At the Australian Championships, each team must have one original team member for all events except for the Alpine where there must be two from the team that qualified from the previous Championships.

Where do I Find Out if I Qualified?

Finalised invitations from the Regional Championships to the SSA Northern States Championships, will be posted on the Interschools website soon after the end of all Regional Championships.

Following the SSA Northern States Championships, the invites to the Australian Interschools will be posted soon after the event.

How do I Enter?

Once qualified for the SSA Northern States Championships and/or Australian Championships, School Coordinators will need to enter them into the online entry system. Please check the website for online entry open and close dates for each event.

Do I Need to Complete a Waiver?

No. Interschools only requires one waiver, per person, per year.

What happens when the Australian Championships are held in Victoria?

When the Australian Championships are held in Victoria, the Championship is organised by Victorian Interschools. Please note that there will be slight differences to the Rules of Racing, and event and resort procedures. All event information will be available at <http://ausinterschools.com.au/>

Chapter 11: Rules, Code of Conduct and Policies

Where do I Find the Rules?

The NSW, QLD & ACT Interschools Rules of Racing can be downloaded from the Interschools website.

The *Rules of Racing* address all issues relating to Interschools, including but not limited to entries, course information, results, State and National selections.

It is a requirement that schools coordinators, team managers, parents and competitors familiarise themselves with these rules prior to the event.

Code of Conduct

It is expected that all competitors, parents, co-ordinators, coaches, officials, administrators, team managers, spectators and the media adhere to the Interschools Code of Conduct. The full Interschools Code of Conduct is available on the website.

Chapter 12: Snowy Mountains

Accommodation

We recommend either staying in Jindabyne, Thredbo or Perisher. On snow accommodation may be limited but there are many accommodation options in or close to Jindabyne. Please view our website '*Snowy Mountains Accommodation*' page for suggestions on where to stay.

Overnight parking at Perisher Valley, Smiggin Holes and Guthega is limited to a few accommodation properties only. For additional day parking or free overnight parking, vehicles can be parked at Bullocks Flat.

Getting to Perisher

From Jindabyne allow 45 minutes to Perisher Valley. The drive can be slow with traffic and/or snow on the road. You will enter the Kosciusko National Park and will need either an annual pass or day entry per vehicle. It is a Kosciusko National Park policy that all vehicles (except 4-wheel drives) must carry snow chains in their vehicle whilst in the Park. Entry passes can be purchased from the Kosciusko National Parks office in Jindabyne or the park entry at Sawpit Creek.

An alternative option is to drive to Bullocks Flat and catch the Skitube to Perisher. From Jindabyne, allow 25 minutes. This road is less likely to have traffic and snow on it. You do not need to pay a Kosciusko National Park entry fee or carry chains in your vehicle, but you will need to purchase a Skitube ticket for travel to Perisher.

Getting to Thredbo

From Jindabyne allow 40 minutes to Thredbo. You will enter the Kosciusko National Park and will need either an annual pass or day entry per vehicle. It is a Kosciusko National Park policy that all vehicles (except 4-wheel drives) must carry snow chains in their vehicle whilst in the Park.

Useful Contacts

Perisher

Guest Services: 1300 655 822
 Winter Sports Club: 02 6459 4609
 Race Department: 02 6459 4608
 Snowsports School: 1300 655 822

Thredbo

General Enquires: 02 6459 4100
 Snowsports School: 02 6459 4044

Chapter 13: Merchandise

Interschools partners with Designer Paintworks to provide Interschools Merchandise.

What Merchandise is Available?

Hoodies (heavy and summer weight), long and short sleeve t-shirts and track pants are available to purchase. Prices range from \$35 - \$70. Every competitor name from each Championship appears on the back of the hoodies and t-shirts.

Where is Merchandise Available?

Designer Paintworks will be selling merchandise at the State and Australian Championships. Merchandise is available for sale in the afternoon and before, during or after daily presentations at a location near where the Presentations are held at each resort.

If Merchandise is not on sale at the Championships or you missed purchasing items, it will be available to purchase online through the Designer Paintworks website:

http://www.designerpaintworks.com.au/the_ski_shop.html

Chapter 14: Other Events and Programs

There are other events and/or programs available for Interschools competitors to enter.

Events

SSA SUBARU / Interschools Participation & Development Series - June 23 & 30, 2019 @ Perisher

The SSA SUBARU / Interschools Participation & Development Series is an additional event opportunity which has been added to the Events Calendar for 2019. The new participation experience will be half-day time trials for individual participants only rather than teams.

All new schools experiencing Interschools for the first time, along with new 2019 participants and any members of the public are invited to attend. All existing school wishing to practice their race-skills and development for the upcoming Regional events are also invited.

Entries can be submitted via the Ski & Snowboard Events Portal

<https://www.skiandsnowboard.org.au/events/>

For enquiries, contact info@nswinterschools.com.au

The Scots Race - July 14, 2019 @ Perisher

The Scots Race is a fun, family orientated Race Day where children of all ages from all Schools, from Transition up can compete, as long as they have the ability to get down a gentle blue course, Front Valley at Perisher (subject to weather), even if it is in a snowplough! Even parents can complete in either Ski or Snowboard events on a dual course.

The race is organised by The Scots College Snowsports Association. Online entries are taken for this event at <https://snowsports.tsc.nsw.edu.au/>

For enquires, contact tscsnowsports@gmail.com

Redlands Cup - July 15, 2019 @ Thredbo

The Redlands Cup is open to students from Kindergarten through to Year 12 and is a great "warm up" for those preparing for the Sydney Regional Interschools Championships. Prizes will be awarded at the presentation for all competitors.

The Redlands Cup is organised by the Redlands Friends of Snowsports and entry information is available at <http://www.redlands.nsw.edu.au/redlandscup/>

For any enquiries please contact Bruce Campbell on 0413 764 445 or email redlandscup@redlands.nsw.edu.au

Amelia McGuinness Junior Sprint Time Trials and Team Sprints - August 18, 2019 @ Perisher

A Cross Country event where all money raised goes towards the Amelia McGuinness Australian Snowsports Development Foundation (AMASDF). The AMASDF is dedicated to providing practical support (for equipment, training, and resources), for up and coming winter snowsports athletes from the age of 10 to 18 years old, across all disciplines including Para winter athletes. Scholarship applications open

September each year.

The event is organised by the SSA Northern Cross Country Committee and the AMASDF and entries can be submitted via the Ski & Snowboard Events Portal <https://www.skiandsnowboard.org.au/events/>

For enquiries, contact info@nswinterschools.com.au

Amelia McGuinness Memorial Time Trials - August 19, 2019 @ Perisher

The Amelia McGuinness Memorial Time Trials are open to everyone. All money raised from the Trials goes towards the Amelia McGuinness Australian Snowsports Development Foundation (AMASDF). The AMASDF is dedicated to providing practical support (for equipment, training, and resources), to up and coming winter snowsports athletes from the age of 10 to 18 years old, across all disciplines including Para winter athletes. Scholarship applications open September each year.

The event is organised by the SSA Northern Interschools Committee and the AMASDF and entries can be submitted via the Ski & Snowboard Events Portal <https://www.skiandsnowboard.org.au/events/>

For enquiries, contact info@nswinterschools.com.au

Amelia McGuinness Alpine 'Masters & Apprentices' Time Trial – August 19, 2019 @ Perisher

AMASDF and the SSA Northern (NSW/ACT) Alpine Community are pleased to announce the inaugural Amelia McGuinness Alpine 'Masters & Apprentices' Time Trial to be held Monday 19th August at Perisher. The 'Masters & Apprentices' Time Trial will be held following the completion of the Amelia McGuinness Memorial Time Trials.

Have you left school, do you love to race, are you a tertiary student, parent, teacher, coach, Master-in-Charge or involved in Alpine skiing in any way?

Fun, prizes and lots of egos guaranteed! Entries can be submitted via the Ski & Snowboard Events Portal <https://www.skiandsnowboard.org.au/events/>

For enquiries, contact info@nswinterschools.com.au

ACT Schools Cup – September 1, 2019 @ Perisher

For ACT Schools only, this event is run very similar to the Interschools Championships with team and Individual awards in Alpine and Snowboard GS. A point score from the team results determines the overall Female and Male ACT School Champions.

For more information, visit actinterschools.com.au

Other Discipline Events and Programs

If you are interested in competing in other Alpine, Ski Cross, Snowboard, Slopestyle, Moguls or Cross Country events, there are many events and programs on offer. Visit Ski and Snowboard Australia: www.skiandsnowboard.org.au

NSW, QLD & ACT Interschools Snowsports Contact Details

Mail: PO Box 740, Jindabyne NSW 2627
Email: info@nswinterschools.com.au
Website: www.interschoolssnowsports.com.au

Interschools Social Media:

Facebook: www.facebook.com/NSWACTOLDInterschools/
Instagram: @interschools_snowsports

#nswinterschools
#australianinterschools

Staff:

SSA Northern Administration Manager:
Cathy Lambert
Email: cathy@nswinterschools.com.au
Mobile: 0402 123 796

SSA Northern Operations Manager:
Wendy Olsen
Email: wendy@nswinterschools.com.au
Mobile: 0422 240 483